

Installation Instruction for Mac Utility on Windows OS

Step 1:-

Download MAC Utility Software (macutility.zip) from www.psaonline.utiitsl.com/psaonline/ website.

Step 2:-

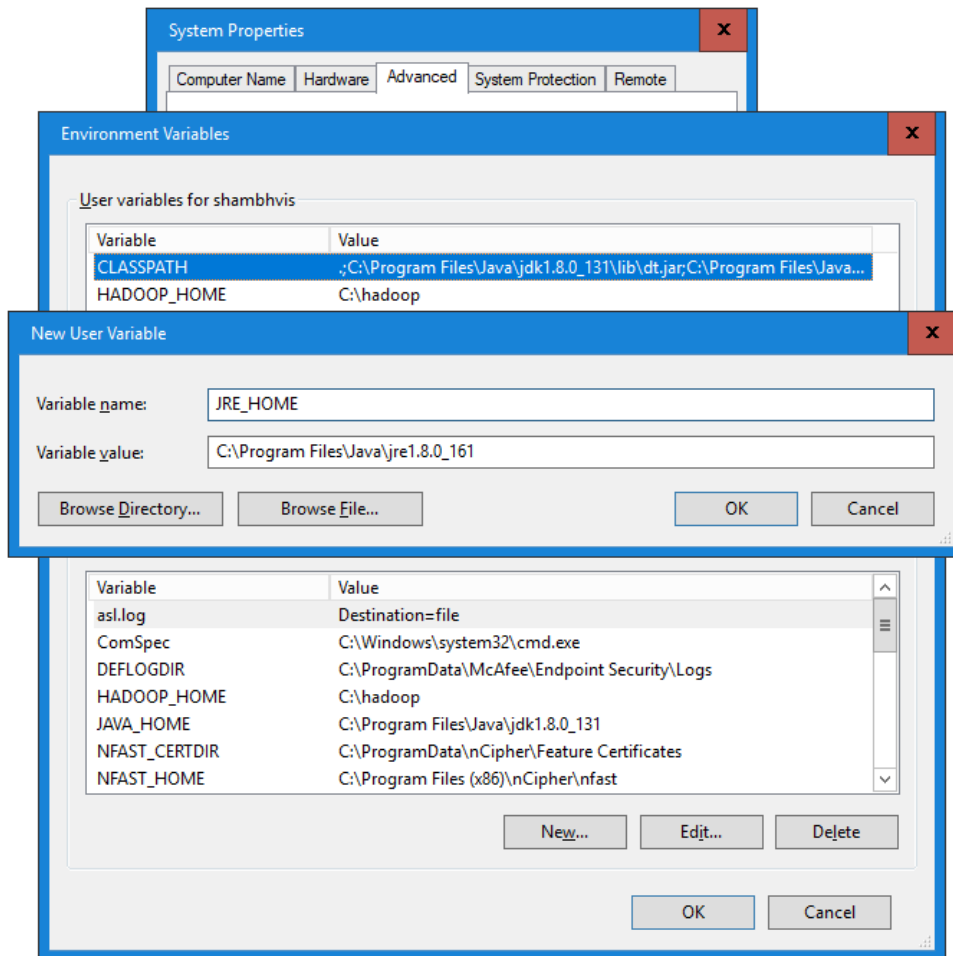
- Extract the macutility.zip to a folder macutility

For example d:\macutility

Step 3:- Setting JRE_HOME environment variable

- If JDK is installed on the machine then set the JRE_HOME variable pointing to your JRE installation folder , for example,
C:\Program Files\Java\jdk1.8.0_131\jre.
- If only JRE is installed on the machine then set JRE_HOME by pointing to JRE installation folder, for example, C:\Program Files\Java\jre1.8.0_161

For example, if you set the JAVA_HOME variable in the Windows 7 environment, the **Environment Variables** dialog will look like the following screenshot



Note: if jre is not installed then download the latest jre package and install before setting JRE_HOME variable

Open command prompt (cmd).

- Cd\
- cd macutility

// instruction to install service.bat file.

- service.bat install

```

Administrator: Command Prompt
Microsoft Windows [Version 10.0.15063]
(c) 2017 Microsoft Corporation. All rights reserved.

C:\Windows\system32>cd\

C:\>d:

D:\>cd D:\macutility

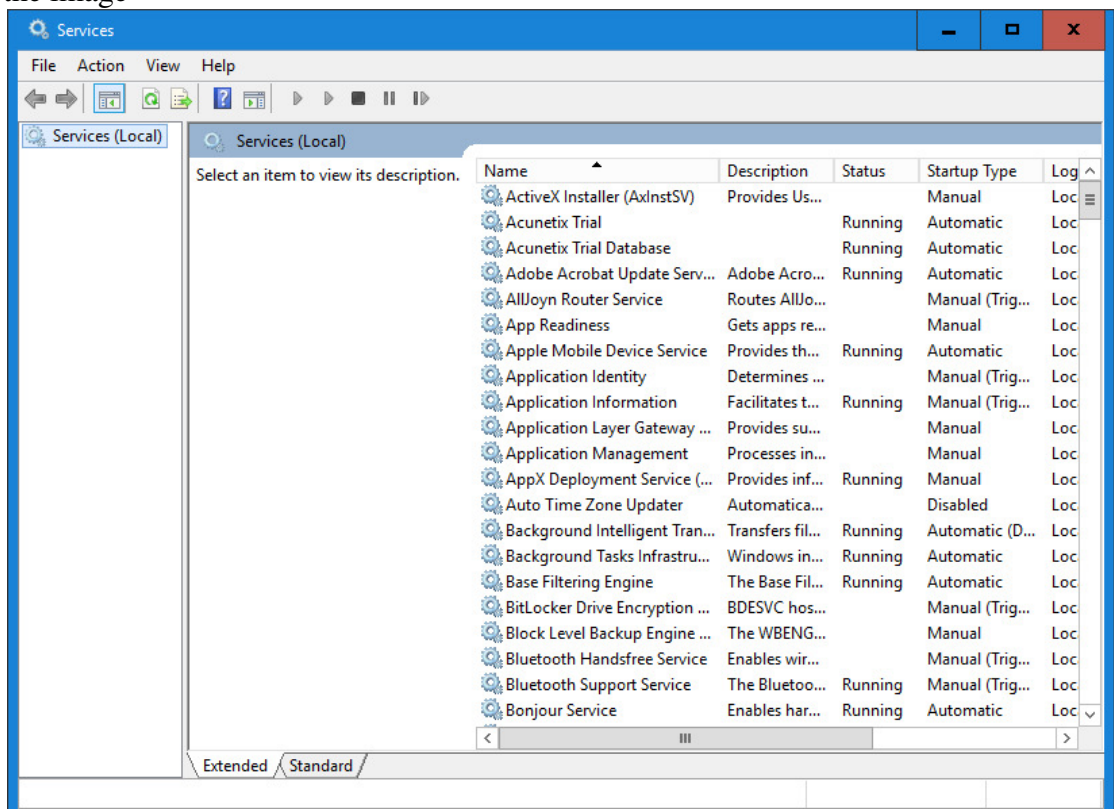
D:\macutility>service.bat install
The JRE_HOME environment variable was detected.
C:\Program Files\Java\jre1.8.0_161
C:\Program Files\Java\jre1.8.0_161\bin\server\jvm.dll
Installing the service 'D:\macutility\prunsrv.exe' 'UtiitslMacUtility' ...
Exiting service.bat ...

D:\macutility>_

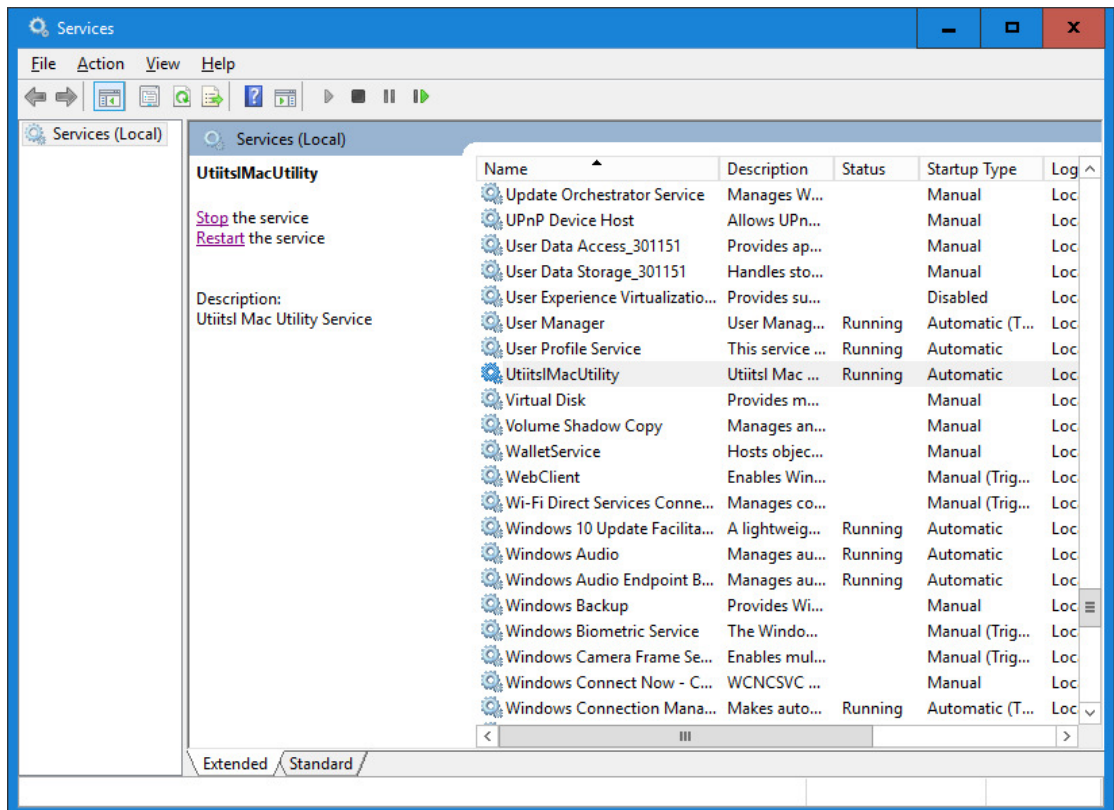
```

Step 4:- Verify **macutility** service status

- Open run window (Win+R)
- Type services.msc command and then enter the screen will open shown as in the image



- Find UtiitslMacUtility from the list and If service is installed successfully status will look like the image shown as below



- For restarting click on restart link
- For stopping the service click on stop link

instruction for uninstalling MAC utility from Windows OS

Step 1:-

Open command prompt (cmd).

- Cd\
- cd macutility

Step 2:-

Remove service.bat file.

Type service.bat remove

```
Administrator: Command Prompt
Microsoft Windows [Version 10.0.15063]
(c) 2017 Microsoft Corporation. All rights reserved.

C:\Windows\system32>cd\

C:\>d:

D:\>cd macutility

D:\macutility>service.bat remove
The JRE_HOME environment variable was detected.
C:\Program Files\Java\jre1.8.0_161
C:\Program Files\Java\jre1.8.0_161\bin\server\jvm.dll
Removing the service 'D:\macutility\prunsvr.exe' 'UtiitslMacUtility' ...
The service 'UtiitslMacUtility' has been removed
Exiting service.bat ...

D:\macutility>
```